

## Influenza Activity in Holmes County February 9-15, 2020

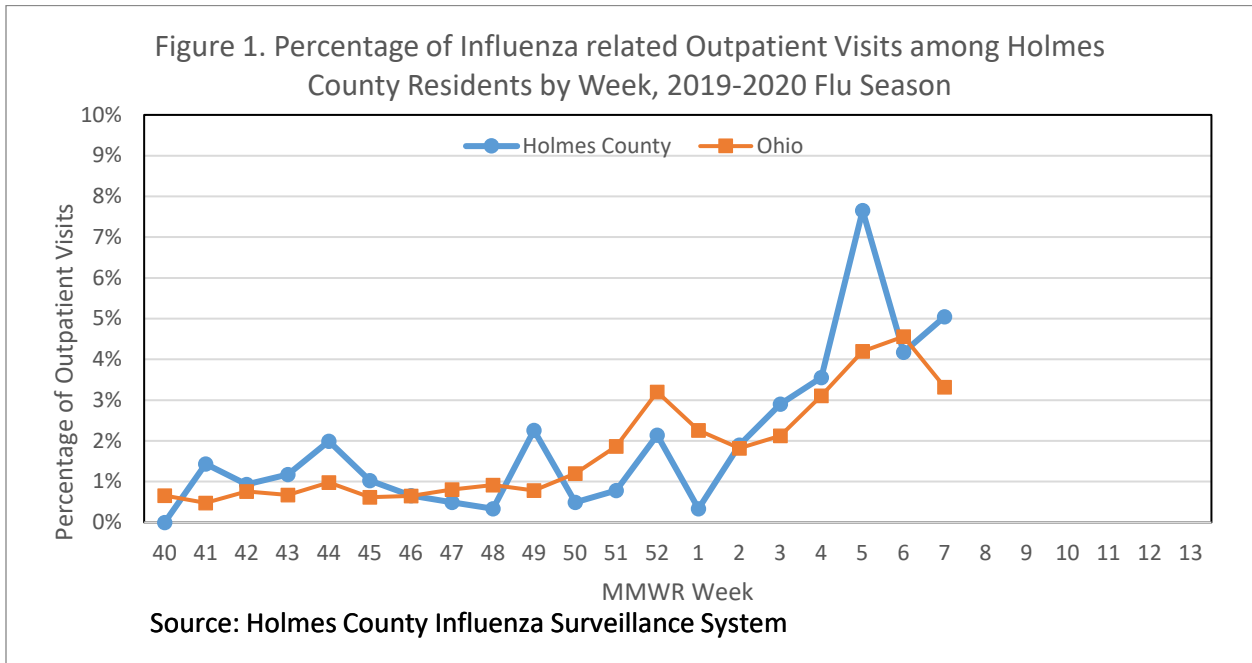
### Summary:

Public health surveillance data indicate elevated levels of influenza like illness (ILI) in Holmes County. The percentages of ILI outpatient visits and ED visits are at or above the state averages (Figures 1 and 2). The number of influenza-associated hospitalizations are above the historical average for Holmes County (Figure 3). Most ILI outpatient visits and ILI ED visits have occurred among individuals less than 25 years of age while most influenza associated hospitalizations have occurred among adults age 50 or older (Figure 4). There were 3 influenza-associated hospitalizations, 0 novel influenza infections, and 0 influenza deaths reported to the Holmes County General Health District during the week.

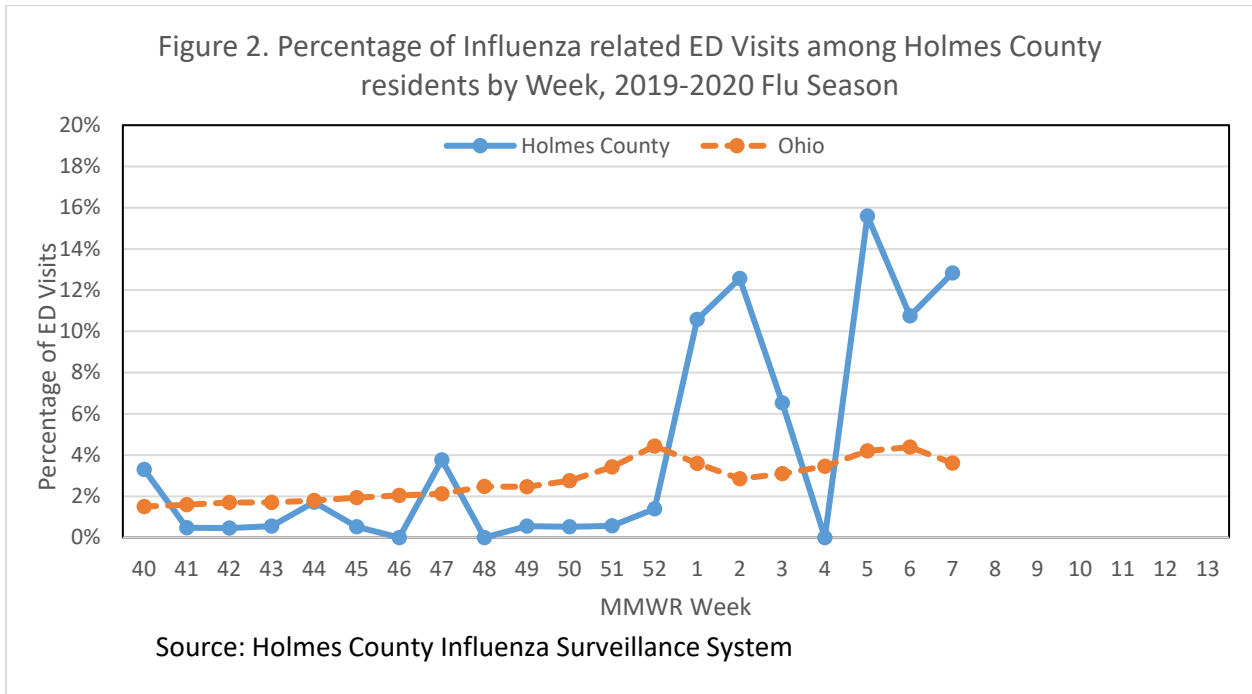
### Dashboard:4

Indicator	Current Week	Previous Week	Trend (# of weeks)	Season to Date
Percentage of ILI Outpatient visits <sup>1</sup>	5%	4%	↑ 1	-
Percentage of ILI ED visits <sup>2</sup>	13%	11%	↑ 1	170
Number of Influenza Hospitalizations <sup>3</sup>	3	4	↓ 1	17
Number of Novel Influenza Infections <sup>3</sup>	0	0	↔ 19	0
Number of deaths <sup>4</sup> associated with: Influenza				0
Pneumonia				4

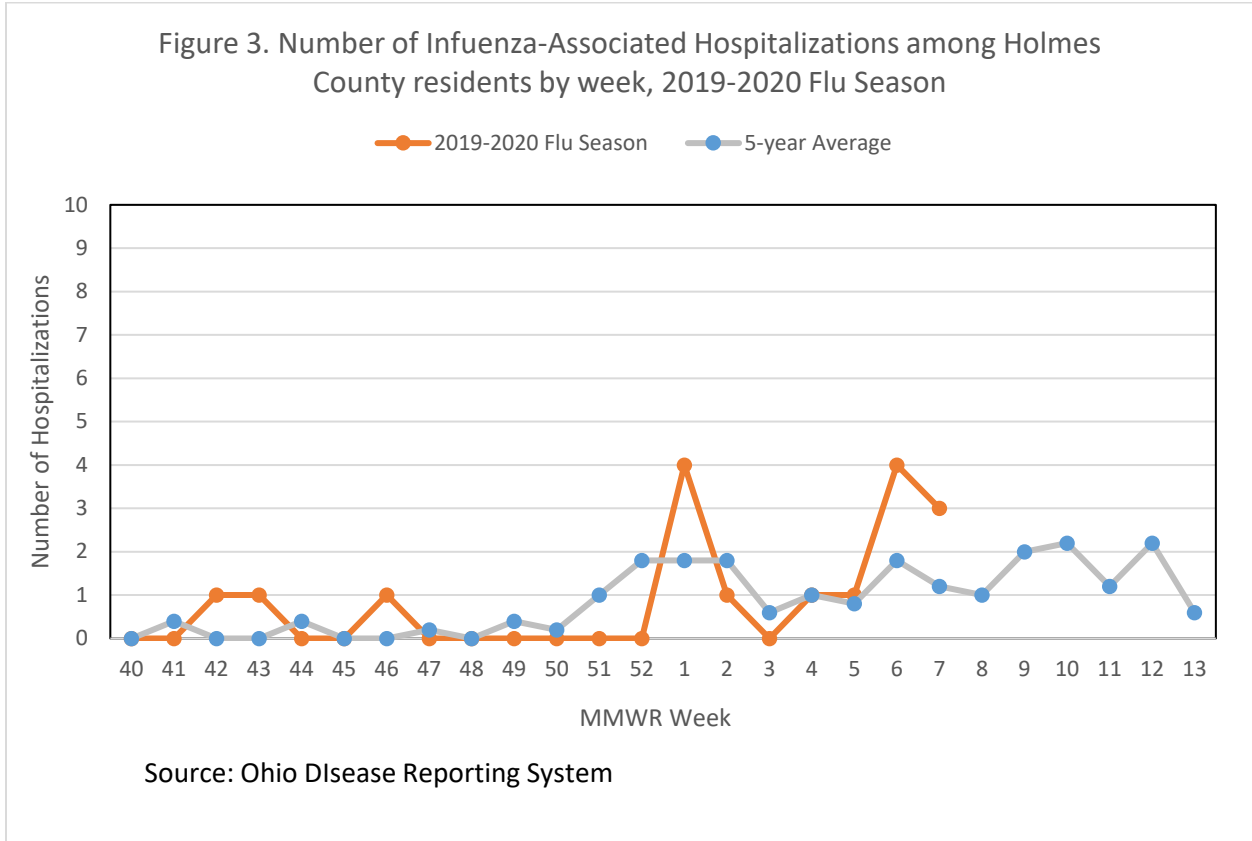
**Percentage of ILI Outpatient Visits by Week:**



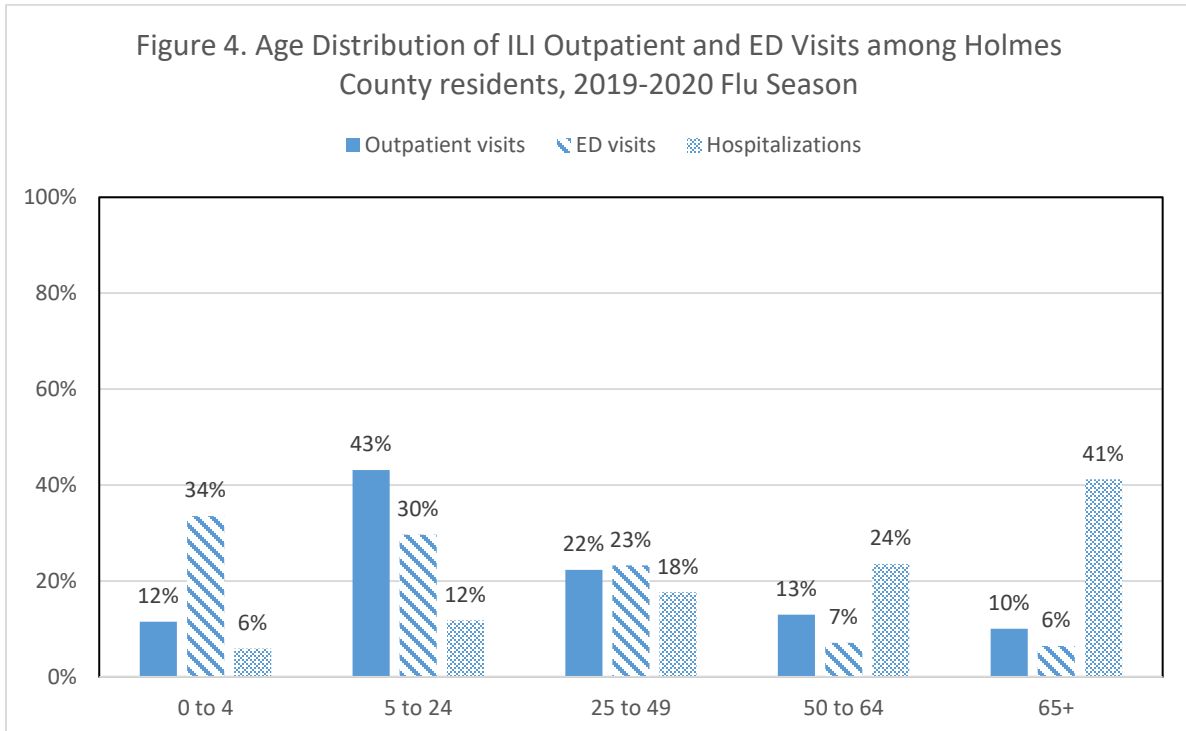
**Percentage of ILI ED Visits by Week:**



**Number of Influenza Associated Hospitalizations by Week:**



**Age Distribution of ILI Data:**



## State, Regional, and National Data:

### Ohio Surveillance Data:

- **ODH lab** has reported **607 positive** influenza tests from specimens sent from sentinel ILINet providers and hospital clinical labs. 2019-2020 influenza season results: **(310) A/pdmH1N1; (17) A/H3N2; (280) Influenza B;** (through 02/15/2020).
- The **National Respiratory and Enteric Virus Surveillance System (NREVSS)** has reported **59,438** influenza specimens tested by RT-PCR at participating facilities. 2019-2020 influenza season positive results: **(328) A/pdmH1N1; (3) A/H3N2; (5,675) Flu A Not Subtyped; and (7,113) Flu B;** (through 02/15/2020)
- **2 influenza-associated pediatric mortalities** have been reported during the 2019-2020 season (through 02/15/2020).
- No **novel influenza A virus infections** have been reported during the 2019-2020 season (through 02/15/2020).
- Incidence of confirmed **influenza-associated hospitalizations** in 2019-2020 season = **6,631** (through 02/15/2020).

**HHS Regional Surveillance Data\*:** During week 6 (**February 2nd – February 8th, 2020**), the proportion of outpatient visits for ILI in Region 5 (Ohio is in Region 5) was 5.49%, which is **above** the regional baseline of 1.9%. Michigan, Ohio, West Virginia, Pennsylvania, Kentucky, and Indiana reported Widespread Activity.

**National Surveillance Data\*:** During week 6 (**February 2nd – February 8th, 2020**), the majority of the U.S. reported High influenza activity. The proportion of outpatient visits for ILI was 6.8%, which is **above** the national baseline of 2.4%. All 10 HHS regions reported ILI levels at or above their region-specific baseline level. Nationally, influenza B/Victoria viruses have been reported more frequently than other influenza viruses this season. However, during recent weeks, influenza A(H1N1)pdm09 viruses have been reported more frequently than B/Victoria viruses. The predominant virus varies by region.



## A Weekly Influenza Surveillance Report Prepared by the Influenza Division

Weekly Influenza Activity Estimates Reported by State and Territorial Epidemiologists\*

Week Ending Feb 08, 2020 - Week 6



\*This map indicates geographic spread and does not measure the severity of influenza activity.

### Data Sources:

1. **Outpatient Influenza Like Illness Visits:** The Holmes County General Health District collects and monitors data on the percentage of outpatient visits seen for influenza like illness. The data collection is part of a national effort to track the occurrence and severity of the influenza season in the United States. Two outpatient providers in Holmes County are voluntarily participating during 2017-2018 influenza season.
2. **Emergency Department Visits:** Local data is based on data reported by Pomerene Hospital. Pomerene collects data on the disease diagnosis of patients presenting at the emergency department. ILI data is based on laboratory confirmed diagnosis of influenza. Aggregate numbers are voluntarily reported to the Holmes County General Health District. Statewide data is gathered by the Epi Center Syndromic Surveillance System and is based on the chief complaint of patients presenting at the ED.
3. **Influenza-Associated Hospitalizations (ODRS):** Influenza-associated hospitalizations and novel influenza infections are reported by the Holmes County General Health District and hospitals using the Ohio Disease Reporting System (ODRS). Hospitalizations can be used as an indicator of the severity of illness during a particular influenza season. This condition became reportable in January 2009.
4. **Office of Vital Statistics:** The Holmes County General Health District Office of Vital Statistics receives reports on the causes of death that occur within the county. Influenza and pneumonia deaths were included in this report if they were listed as the immediate or underlying cause of death on the death certificate.