











Weekly Covid-19 Summary

November 28-December 4, 2021

Summary:

Public health surveillance data indicate Corona Virus Disease 2019 (Covid-19) activity in Holmes County is higher than the previous week. The number of new cases reported is 112, which has almost doubled from the 68 reported during the previous week. During the last 2 weeks, 72% of reported cases were less than 60 years of age. Six cases were hospitalized during the week which is down from the 8 admitted during the previous week. 57% of the hospitalized cases admitted during the last 2 weeks were 60 years of age or older. A total of 3 cases have died in the last 2 weeks. The Community Transmission Level in Holmes County is High. Only 21% of the county residents eligible for the vaccine have been fully vaccinated.

Dashboard:

Indicator	Current Week	Previous Week	Trend (# of Weeks)	Total to Date
Number of New Cases Reported ¹	112	68	 1	4,035
Number of Vaccinated Cases Reported ¹	3	8	 1	242
Number of Hospitalized Cases ¹	6	8	 1	381
Number of Hospitalized Cases who have been Vaccinated	0	0	 5	16
Number of Deceased Cases ²	2	1	 1	142
Number of Deceased Cases who have been Vaccinated	0	0	 6	8
Number of COVID-19 tests in the last 7-days ³	223	285	 3	-
Percentage of Positive Covid-19 tests in last 7-days (Positivity Rate) ³	13%	18%	 1	-
Community Transmission Levels ⁴	HIGH			
Fully Vaccinated Rates ⁵				
Population eligible for vaccinations (ages 12 and older)	21%			
Older adult population (ages 65 and older)	50%			
Number of Presumed Recovered Cases ⁶	3,656			

Data Sources and Methods:

1. **Ohio Disease Reporting System (ODRS):** Information on cases of communicable diseases reportable under Ohio Revised Code are housed and maintained by the Ohio Disease Reporting System (ODRS). Corona Virus Disease 2019 (Covid-19) is a reportable condition under Ohio Revised Code. Health Care Providers are required to immediately notify their local public health department of Covid-19 cases for follow-up. Cases with classification status of confirmed or probable are included in this report. Confirmed cases are defined as patients that receive a positive laboratory test performed for Covid-19. Probable cases must meet clinical criteria and epidemiologic evidence without confirmatory laboratory testing OR meet presumptive laboratory evidence and either clinical or epidemiologic evidence.
2. **Office of Vital Statistics:** The Holmes County General Health District Office of Vital Statistics received reports on the cause of death that occur among county residents. Covid-19 deaths are included in this report if they were listed as deceased cases in the ODRS database of confirmed or probable cases.
3. **Covid-19 Testing and Positivity Rate:** The data represents Covid-19 laboratory test (Nucleic Acid Amplification Tests (NAATs), which include reverse transcriptase-polymerase chain reaction (RT-PCR) test) results from laboratories in the United States, including commercial and reference laboratories, public health laboratories, hospital laboratories, and other testing locations. The data represent laboratory test total-not individual people-and exclude antibody and antigen tests. The positivity rate calculation divides the number of positive tests by the total number of tests performed during the last 7 days.
4. **County Transmission Level:** Levels are determined by a combination of case rates per 100,000 and positivity rates. Transmission categories include Blue (low transmission): Control is achieved largely through individual prevention behaviors and the public health response to identify and isolate cases or clusters. Threshold: Counties with fewer than 10 cumulative cases per 100,000 population in the last 7 days, and a cumulative NAAT percent test positivity result below 5% in the past 7 days. Yellow (Moderate Transmission): Adherence to individual and selected community level prevention strategies are needed. Threshold: Counties with 10-49 cumulative cases per 100,000 population or a cumulative NAAT test positivity result between 5.0-7.9% in the past 7 days. Orange (Substantial Transmission): Everyday activities should be limited to reduce spread and protect the health care system. Threshold: Counties with 50-99 cumulative cases per 100,000 population or a cumulative NAAT test positivity result between 8.0-9.9% in the past 7 days. Red (High Transmission): Significant measures are needed to limit contact between persons, with priority given to maintaining essential community activities and services (e.g., health care, transportation, food and agriculture, schools). Threshold: Counties with cumulative cases = 100 per 100,000 population or a cumulative NAAT test positivity result= 10.0% in the past 7 days. Source: [CDC COVID Data Tracker](#)
5. **Vaccination Rates:** Rates are calculated by dividing the number of people who are considered fully vaccinated by the total number of people in the age group. Source: [CDC COVID Data Tracker](#)
6. **Definition of Recovered:** The number of cases minus the number of deaths minus the number of cases with illness onset in the last 21 days. This does not take into account any new health problems recovered people may now have as a result of a Covid-19 infection.

All data points listed in the report are preliminary. The data reflect the latest numbers on the data of the ODRS query. Data points are subject to change and updated each week.